

Student Name: _____ **Date:** _____

Burger Chart

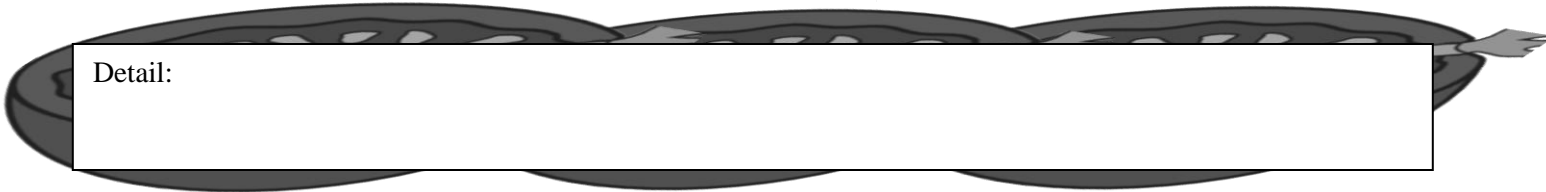
Write your topic at the top. Add details to the middle layers. Write a concluding sentence at the bottom.

A grey, semi-circular shape representing the top bun of a burger. Inside it is a white rectangular box with a black border.


Topic:

A grey, horizontal, textured shape representing a slice of cheese. Inside it is a white rectangular box with a black border.

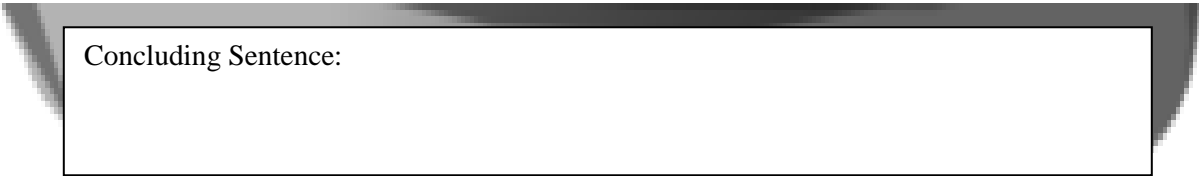
Detail:

A grey, horizontal, wavy shape representing a slice of tomato. Inside it is a white rectangular box with a black border.

Detail:

A grey, horizontal, textured shape representing a slice of meat. Inside it is a white rectangular box with a black border.

Detail:

A grey, semi-circular shape representing the bottom bun of a burger. Inside it is a white rectangular box with a black border.

Concluding Sentence: